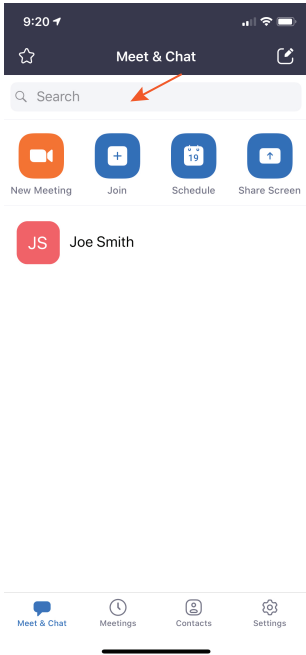
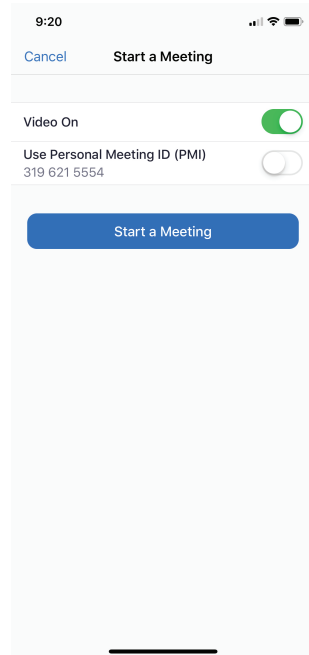


CONNECTION GROUP LEADERS SETTING UP A ZOOM CALL

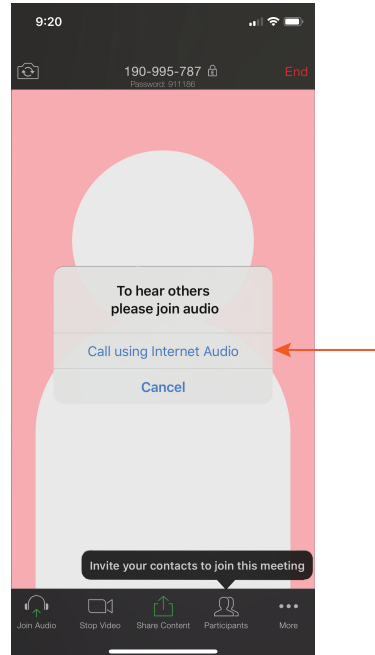
1. Open the Zoom app
Click the **New Meeting** icon




2. Make sure Video On is turned on
Press **Start a Meeting**



3. In the popup box, select
Call using Internet Audio



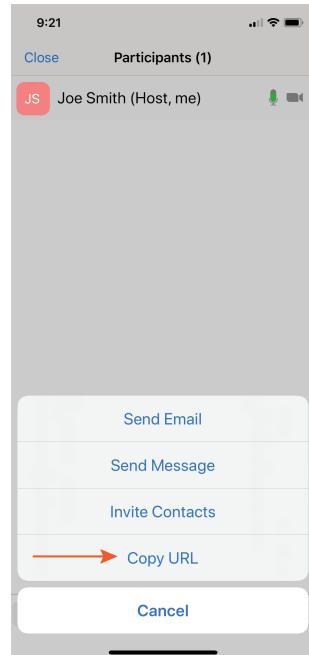
4. To invite participants, press
the **Participants** icon at the
bottom of the screen



5. In the invite screen, click
Invite button at the bottom



6. Press the **Copy URL** button



7. Using your text messaging app, tap once into the message
field and choose *paste* to **Paste the URL** for the call
Now, add your group members in the *To:* field and *send*

